

Ignis Cartesian UK Opportunities



Cartesian Team

Fund management

Cartesian is a specialist UK equity boutique, set up as a 50/50 joint venture with Ignis and Andrew Kelly, Jeremy Hall and Susan Rafferty. Jeremy Hall is the lead manager of the fund. Cartesian have developed an intuitive understanding of how each works, allowing them to follow their convictions and construct portfolios representing their very best ideas. As bottom-up stock-pickers, their portfolios are managed independent of market sentiment.

Fund aim

To achieve above average returns by investing predominately in UK listed companies. This will be achieved by investing in a concentrated portfolio of approximately 30-60 stocks selected from across the full UK company size range.

Fund overview

Sector	UK All Companies
Launch date	29 December 2005
Fund size	£60.0m
Unit classes	Class A/Class I
No. of holdings	61
Sedol codes	A (Acc) - BOV9SS9 I (Acc) - BOV9ST0
Bloomberg codes	A (Acc) - BRCUOAA I (Acc) - BRCUOIA
ISIN	A (Acc) - GB00BOV9SS99 I (Acc) - GB00BOV9ST07
Initial charge	5.25%
Annual charge	A - 1.75% / I - 0.75%
Total expense ratio	A - 1.79% / I - 0.79%
Minimum investment	£500
Minimum top up	£250
Regular savings scheme	yes
ISA option available	yes

Risk analysis

Information ratio**	3yrs: -0.32 - rank 176/270 5yrs: -0.30 - rank 197/248
Alpha***	0.25
Tracking error***	4.37
Beta***	0.87

All information as at 30/04/12 unless otherwise stated and measured against the IMA sector average.

**Source: Lipper, total return ex initial charges.

***Source: Lipper, annualised, 3 years.



Fund commentary

The FTSE All-Share Index struggled to make progress again in April, down 0.3%, as macroeconomic concerns resurfaced. Worryingly, the UK has posted two quarters of negative GDP and 2012 forecasts have been significantly reduced from the February 2011 expectations of 2.1% growth, to barely positive for the year. The fund returned 1.3% over the month, 1.4% ahead of the UK All Companies median fund*.

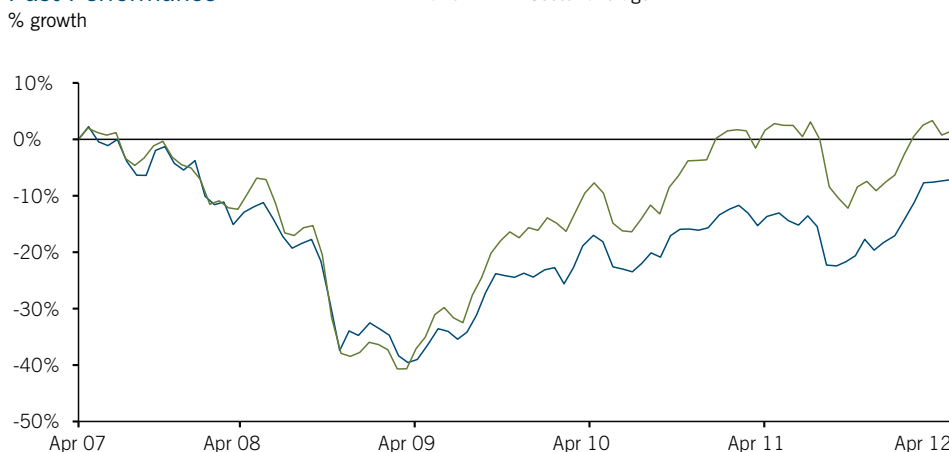
The fund benefited from mid-cap oils over the month, in particular Falkland Island oil explorers. Borders and Southern announced a significant gas condensate discovery from its Darwin well. Further testing is required to determine the exact nature of the find, more specifically the liquid content of the condensate, and provide a resource estimate, but it appears that the company has opened up a new hydrocarbon basin in the South Falklands. Additionally, during the month Royal Dutch Shell announced a recommended cash offer for Cove Energy at 220p and the fund sold its position for considerable profit.

Elsewhere, long held animal genetics company Genus rose sharply in anticipation of its capital markets day in early May where we expect a positive trading update and also more on the opportunity in emerging markets. Telety, the data centre provider, continued to perform well as it benefits from our previously discussed key IT themes of mobile and data growth.

Despite an overall cautious bias to the macroeconomic environment we are still able to find a large number of exciting businesses across a broad range of sectors in the UK which we brand the 'Best of British'.

*Source: Lipper, bid to bid, net income reinvested to 30/04/12.

Past Performance



Cumulative	3 months	YTD	1 year	3 years	5 years
Ignis Cartesian UK Opportunities Fund (%)	8.0	12.1	6.0	43.8	-7.1
Sector average (%)	4.2	8.6	-2.2	50.3	1.5
Fund rank	25/299	51/299	10/295	212/278	215/257
Quartile rank	1	1	1	4	4
Standardised	03/11 to 03/12 % growth	03/10 to 03/11 % growth	03/09 to 03/10 % growth	03/08 to 03/09 % growth	03/07 to 03/08 % growth
Ignis Cartesian UK Opportunities Fund (%)	6.6	4.9	37.1	-30.2	-13.0
Sector average (%)	0.5	11.5	50.9	-31.2	-10.1

Source: FE, bid to bid, net income reinvested to 30/04/12 or to end of March for each year, excluding initial charge. **Past performance is not a guide to the future.** The value of units and any income from them can fall as well as rise and is not guaranteed.



ASSET MANAGEMENT

Ignis Cartesian UK Opportunities

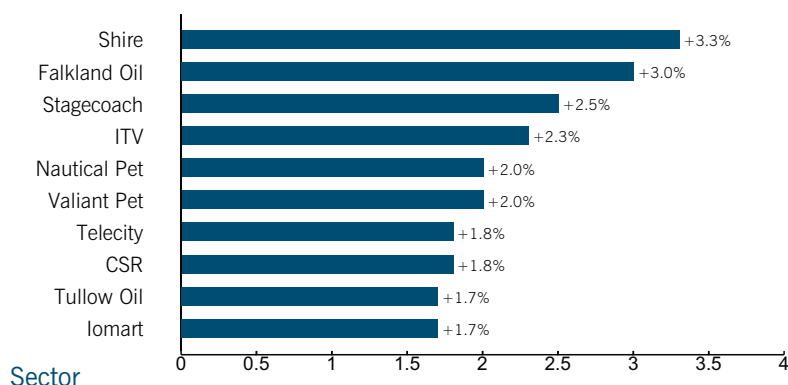
Top 10 holdings	%
BG GROUP	4.4
GLAXOSMITHKLINE	4.3
BRITISH AMERICAN TOBACCO	4.0
SHIRE	4.0
HSBC	3.6
VODAFONE	3.0
FALKLAND OIL & GAS	3.0
ROYAL DUTCH SHELL B	2.6
STAGECOACH	2.5
ITV	2.5

Portfolio breakdown	%
Oil & Gas	24.2
Consumer Services	14.8
Healthcare	12.4
Technology	10.9
Financials	9.2
Consumer Goods	7.7
Industrials	7.1
Telecoms	5.6
Other	4.8
Cash	3.3

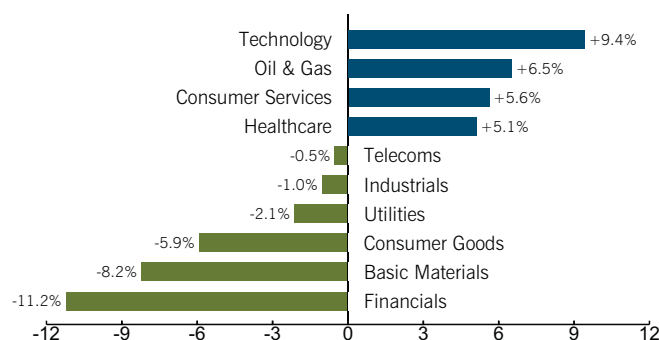
Market cap	%
FTSE 100	50.5
FTSE 250	22.2
Small Cap	3.3
Non FTSE	20.7
Cash	3.3

Active positions – top over / underweights Fund vs Benchmark

Stock - top 10 active positions



Sector



Source: Internal, all figures at 30/04/12

Glossary

Information Ratio: a risk-adjusted measure of fund performance relative to a benchmark; the higher the number, the more risk-adjusted outperformance the fund has generated.

Alpha: a measure of a fund's outperformance of a benchmark over a given period. Alpha is used to evaluate the contribution of active management – higher alpha means better fund performance.

Tracking error: measures the deviation of fund performance from benchmark performance. Funds with a high tracking error have historically deviated more from their benchmark, and vice versa.

Beta: a measure of the sensitivity of fund performance relative to changes in the market. A fund with a beta of one tends to experience movement in line with the market. A beta higher than one suggests the fund will go up by more than the market when it rises, but go down more when the market falls. A beta less than one will go up by less than a rising market, but fall less when the market is down.

Please note both the Simplified Prospectus and full Prospectus are available free of charge.
For a copy, please telephone Investor Support on 0800 317 749 or visit ignisasset.com

This communication is for general information purposes only and does not constitute professional advice. Ignis Investment Services accepts no responsibility for any loss arising from reliance on the information it contains.

The value of units and the income from them can go down as well as up and is not guaranteed.

You should be aware that the nature of the Ignis Cartesian UK Opportunities Fund means that the investment risk may be higher than other investment funds due to its concentrated portfolio of 30-60 stocks.

Address to write to: 50 Bothwell Street Glasgow G2 6HR
Telephone 0141 222 8000 Fax 0141 222 8300 ignisasset.com

IFA contact:

Broker Sales Desk

Call: **0845 60 50 444**

Email: brokersales@ignisasset.com

Visit: www.ignisasset.com

Investor contact:

Investor Support

Call: **0800 317 749**

Email: helpdesk@ignisasset.com

Telephone calls may be monitored and/or recorded for the purpose of security, internal training, accurate account operation, internal customer monitoring and to improve quality of service.



ASSET MANAGEMENT